

Tortoise

Global Digital Payments Infrastructure IndexSM

About the index

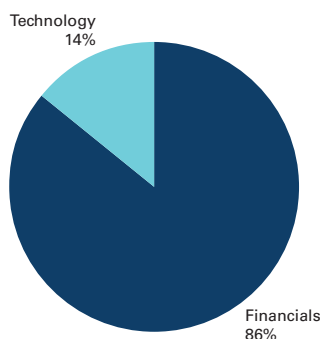
The Tortoise Global Digital Payments Infrastructure IndexSM represents the existing global digital payments landscape. It is a proprietary, rules-based, modified market capitalization-weighted, float-adjusted index comprised of companies that are materially engaged in digital payments, including merchant processing and settlement, real time record keeping, settlement networks, and fintech products/services that facilitate the ease, efficiency and speed of electronic transactions. This includes companies whose primary business is comprised of one or a combination of the following categories: credit card networks, electronic transaction processing and associated products/services, credit card issuers, electronic transaction processing software (payments fintech) or online financial services market places.

Methodology highlights

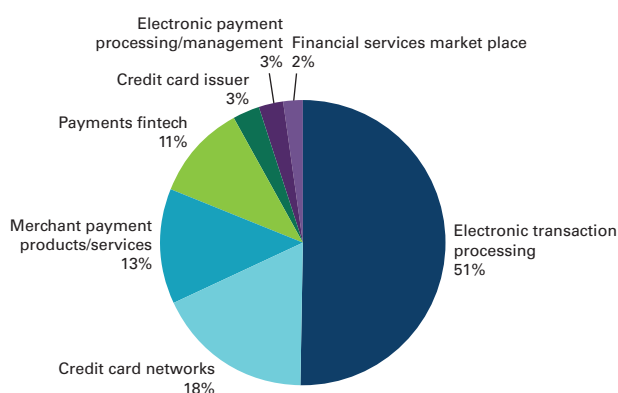
- Transactions requirement: Requires 50% of gross revenues, operating income, EBITDA or assets be derived from the digital payments
- Investibility: Scaled liquidity requirement facilitates an index that is investible in practice
- Research based: Inclusion criteria based on Tortoise's fundamental research
- No individual securities may be more than a 4.5% weight of the total index market cap as of the reference date

Portfolio allocation*

By sector



By revenue



Due to rounding, totals may not equal 100%.

Key information

Tickers

Price	TPMT
Total return	TPAYMENT

Base date

December 21, 2012

Inception date

October 14, 2018

Calculated by

Solactive AG

Rebalancing

Quarterly

Index portfolio characteristics*

Number of companies	53
Market capitalization	\$942 billion
Constituent size	
Average	\$17,777 million
Median	\$3,180 million

Key eligibility requirements

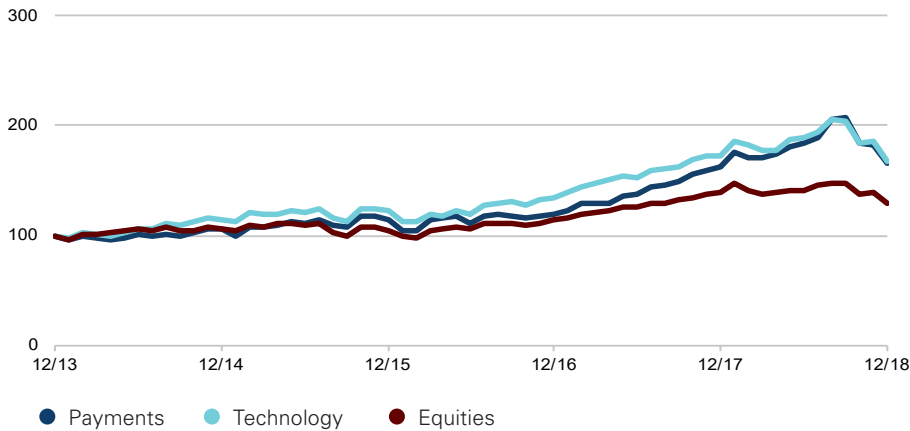
- Listed on a developed market exchange
- Market capitalization of \$400 million for two consecutive quarters at time of inclusion
- Minimum liquidity turnover of 0.15 for two consecutive quarters to enter the index
- To remain in the index, a company must maintain an average equity market capitalization of at least U.S. \$300 million for a minimum of 20 trading days prior to rebalance reference dates
- Companies must maintain a minimum liquidity turnover of at least 0.10 to remain in the index

Top 10 constituents*

Name	Index weight
Visa Inc. - Class A	4.6%
PayPal Holdings, Inc.	4.6%
American Express Company	4.6%
Worldpay, Inc. - Class A	4.6%
FleetCor Technologies, Inc.	4.6%
Global Payments Inc.	4.6%
Mastercard Incorporated - Class A	4.5%
Discover Financial Services	4.5%
Fidelity National Information Services, Inc.	4.5%
Square, Inc. - Class A	4.5%
Total	45.6%

*As of most recent rebalance date (3/15/2019)

5 year historical index performance as of 12/31/2018



Historical index statistics as of 12/31/2018

	Payments	Technology	Equities
Total returns			
5 year	10.63%	10.97%	5.14%
3 year	13.21%	11.10%	6.91%
1 year	2.38%	-2.84%	-8.20%
Sharpe ratio			
5 year	0.72	0.80	0.46
3 year	0.84	0.77	0.60
1 year	0.13	-0.18	-0.73
Sortino ratio			
5 year	1.16	1.32	0.70
3 year	1.32	1.19	0.91
1 year	0.16	-0.21	-0.71

Disclaimers

The characteristics provided for the index are illustrative of the characteristics of an asset class and are not indicative of the performance of any investment product. The historical data of the index prior to its inception date was calculated on the same basis on which the index is currently calculated. Past characteristics are no guarantee of future results. It is not possible to invest directly in an index.

Payments = Tortoise Global Digital Payments Infrastructure IndexSM, a proprietary, rules-based, modified capitalization-weighted, float-adjusted index comprised of companies that are materially engaged in electronic transactions, from merchant processing and settlement, real time record keeping, settlement networks, and fintech products/services that facilitate the ease, efficiency, and/or speed of digital payments. Technology = NASDAQ Composite Index, a broad-based, capitalization-weighted index of stocks in all three NASDAQ tiers: Global Select, Global Market and Capital Market. Equities = MSCI World Index, a broad global equity index that represents large and mid-cap equity performance across 23 developed markets countries. It covers approximately 85% of the free float-adjusted market capitalization in each country and does not offer exposure to emerging markets. Sharpe ratio is the excess return per unit of risk in an index (total return minus risk free rate divided by standard deviation). Risk free rate is the interest an investor would expect from a risk-free investment and is based on the BofA Merrill Lynch 3-Month Treasury Bill Index, an unmanaged index that measures returns of three-month treasury bills. Standard deviation is a statistical measure of the historical volatility of the index, usually computed using monthly returns. Sortino ratio is calculated as the measure of total return per unit of downside risk in an index. Downside risk or deviation reflects the square root of sum of squared deviations of monthly total returns below 0% divided by total number of months, on an annualized basis.

Index return data: Bloomberg.

This data is provided for informational purposes only and is not intended for trading purposes. This document shall not constitute an offering of any security, product or service. The addition, removal or inclusion of a security in the index is not a recommendation to buy, sell or hold that security, nor is it investment advice. The information contained in this document is current as of the publication date. Tortoise makes no representations with respect to the accuracy or completeness of these materials and will not accept responsibility for damages, direct or indirect, resulting from an error or omission in this document. The methodology involves rebalancing and maintenance of the index that is made periodically during each year and may not, therefore, reflect real time information.

The Tortoise Global Digital Payments Infrastructure IndexSM (the "Index") is the exclusive property of Tortoise Index Solutions, LLC. The Index is calculated by Solactive AG ("Solactive"). The financial instruments that are based on the Index are not sponsored, endorsed, promoted or sold by Solactive in any way, and Solactive makes no express or implied representation, guarantee or assurance with regard to: (a) the advisability in investing in the financial instruments; (b) the quality, accuracy and/or completeness of the Index or the calculations thereof; and/or (c) the results obtained or to be obtained by any person or entity from the use of the Index. No portion of this publication may be reproduced in any format or by any means including electronically or mechanically, by photocopying, or by any other form or manner whatsoever, without the prior written consent of Tortoise Index Solutions, LLC.



For additional information, please call 844-TR-INDEXTM (844-874-6339) or visit www.tortoiseadvisors.com.